




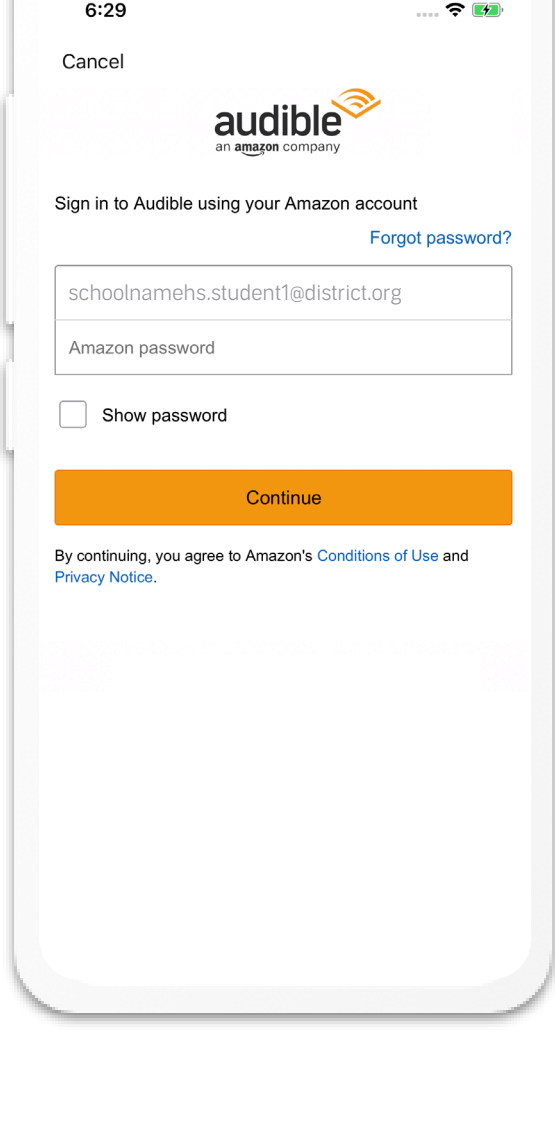
Audible for Schools

QUICK REFERENCE GUIDE FOR ANDROID


HOW YOU SIGN-UP:

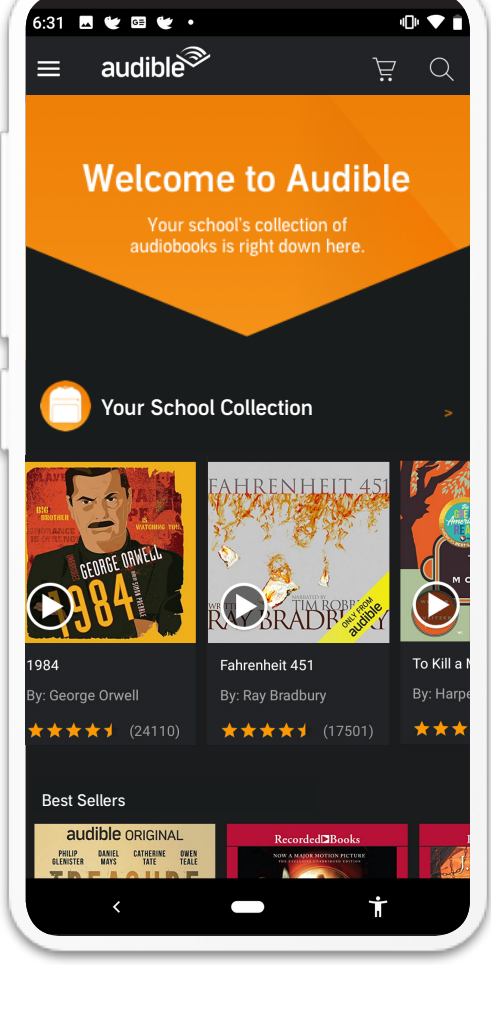
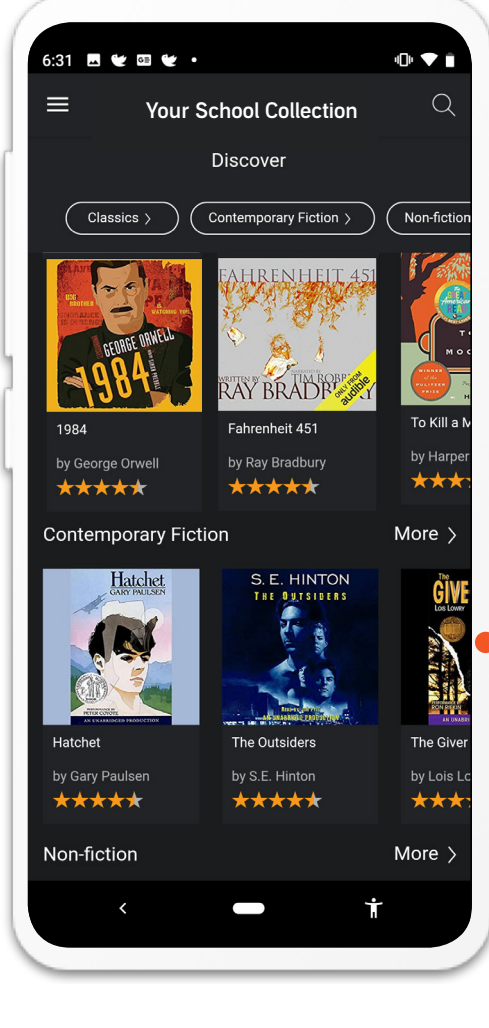
- Download the Audible App from the Android app store.
- Open the app  and enter the username and password supplied by your teacher or District's Program Manager (if you didn't get a username and password, or have forgotten them, ask your teacher or District's Program Manager).

That's it. You're in! Now you can access all the audiobooks in your School Collection, add titles to your personal library and listen to them anywhere, anytime!




FINDING YOUR SCHOOL COLLECTION OF AUDIOBOOKS:

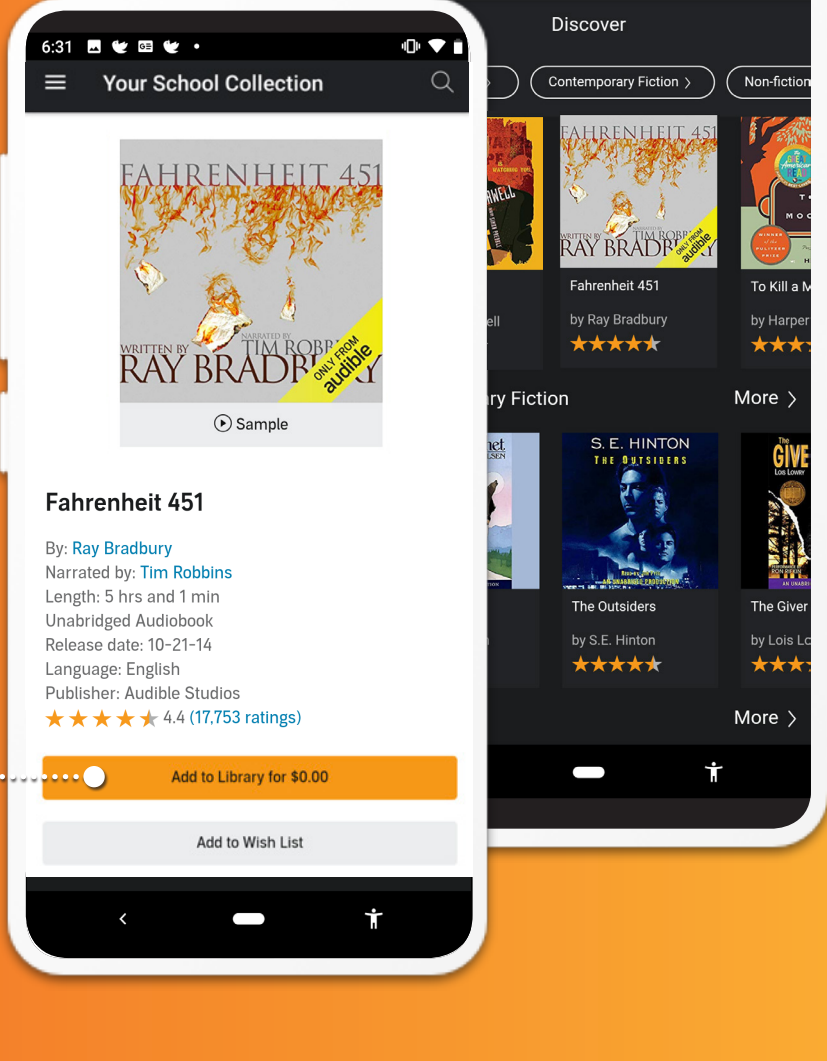
- Tap  Your School Collection (under the welcome banner).



This is your School Collection of audiobooks. You'll have unlimited access to all these titles, so you don't need to download them until you're ready to listen.

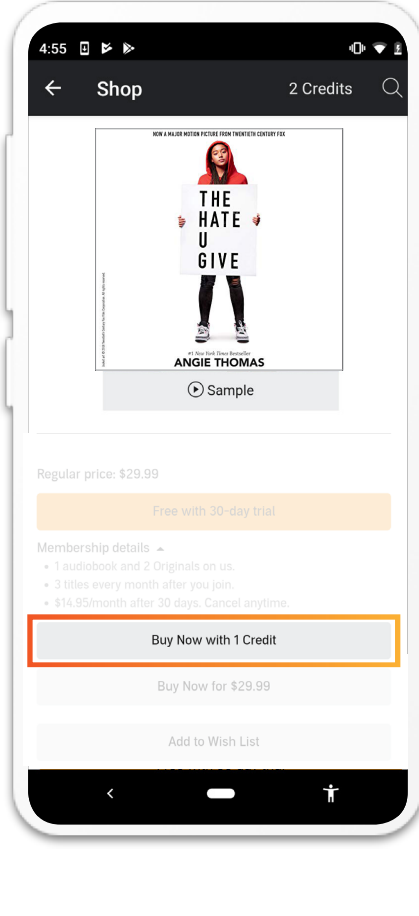
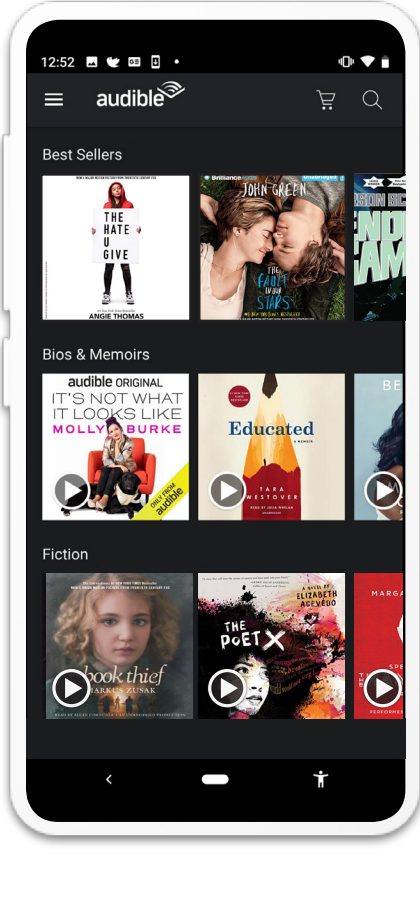
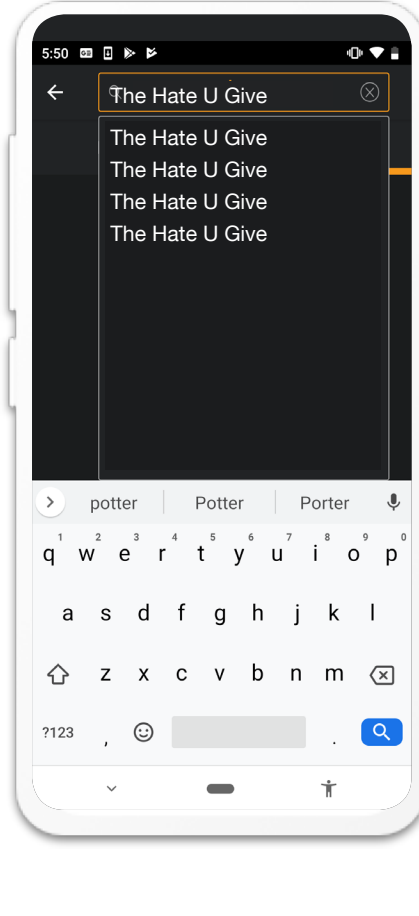
HOW TO DOWNLOAD AND LISTEN TO AUDIOBOOKS IN YOUR SCHOOL COLLECTION:

- Tap the audiobook you want to download and listen to.
- Then tap "Add to Library."
- To listen, tap  and then tap "Library". Once in your library, tap the title you want and... enjoy!



HOW TO DOWNLOAD AND LISTEN TO AUDIOBOOKS OUTSIDE YOUR SCHOOL COLLECTION:


To download and listen to audiobooks outside your school collection, you will need to use credits. One credit is good for one audiobook. You will be given 12 credits over the course of the school year. Finding audiobooks is easy.



If you know the title or the author of an audiobook you want, you can just enter that into the search bar.

If you want to browse, you can scroll through different categories of audiobooks in the Discover section of your app.


When you find an audiobook you like, tap "Buy Now with 1 Credit."

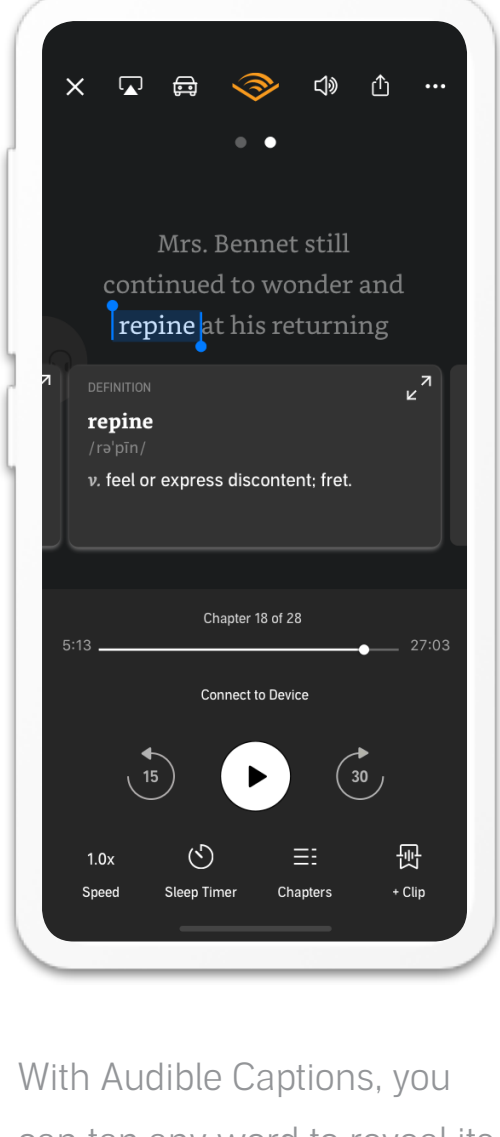
To download and listen, go to  tap "library" and find your new title.

USING AUDIBLE CAPTIONS WITH YOUR SCHOOL COLLECTION

Many of the titles in your School Collection will be available with Audible Captions so you can follow along with the audio performance and access definitions, Wikipedia entries and translations without leaving the app.



When you see  in your media player, tap it (or swipe left) so you can follow along while you listen.



With Audible Captions, you can tap any word to reveal its definition, Wikipedia entry and even its translation.

IF YOU NEED HELP:

If you ever need help, or if something isn't working as it should, first talk to your teacher or your district's Audible for Schools Program Manager. If the problem persists, call the Audible for Schools toll-free number to reach Audible Customer Service. An agent will be ready to help!

*To ensure quick support, be ready to share your assigned Audible username.

Audible for Schools Customer Service: 1(800) 208-0178